

Price Unit
Economic Statistics, Statistics Sweden

Changes in CPI as from 2020

Major changes in the production of the Consumer Price Index (CPI) as from 2020 are described below.

New data on fuel

As from 2020, transaction data will be used in all subsets of surveys concerning fuel prices. This includes Diesel (6214), Petrol 98/99 (6220), Petrol 95 (6221), and E85 (6225).

Prior to 2020, price information was collected via telephone from a sample of service stations over a three-week period each month. The change in 2020 means that all prices from the largest enterprises in the fuel market are included. The measurement period will cover at least the first 25 days of the month. For each pumping station, the price per product will be calculated as a unit value for the month. Otherwise, the same method as previously will be applied.

The impact on the total CPI is deemed to be negligible. For the time period from January 2018 to December 2019, the differences in effect on the yearly change in the CPI have been estimated to be no more than 0.03 percentage points. Figure 1-4 includes comparisons between price indices computed using the new data and published indices.

Enquiries

Mikael Nordin
Tel +46 10 479 45 79
E-mail Mikael.Nordin@scb.se

Better input for sample of mobile phones and computers

As from 2020, Statistics Sweden will use new sales data material, which will lead to better conditions for maintaining a representative sample of mobile phones (6416) and computers (7713) in each survey. This data will also be used to calculate the weighting factors in home electronics.

The index will be calculated using the same method as previously.

Enquiries

Martin Ottosson
Tel +46 10 479 43 58
E-mail Martin.Ottosson@scb.se

Open data

Statistics Sweden is generally working to make a large portion of its data accessible as open data to the general public. Open data refers to statistics that is publicly available in the Statistical Databases (SSD) on Statistics Sweden's website.

As from the publication of the 2019 December index, a new table is available in the Statistical Databases. The new table contains more indices and percentage changes at a more detailed level than previously reported.

Link to the new table:

http://www.statistikdatabasen.scb.se/pxweb/en/ssd/START_PR_PR0101_PR0101A/KPICOI80MN/

Enquiries

Chatrine Lundbeck
Tel +46 10 479 41 23
E-mail chatrine.lundbeck@scb.se

Surveys introduced or discontinued as from 2020

New survey: Product group 7210 (*Earphones/Headsets*).

Discontinued survey: Product group 7809 (*Movie rental*).

Enquiries:

Ulf Jonstad
Tel +46 10 479 45 39
E-mail Ulf.Jonstad@scb.se

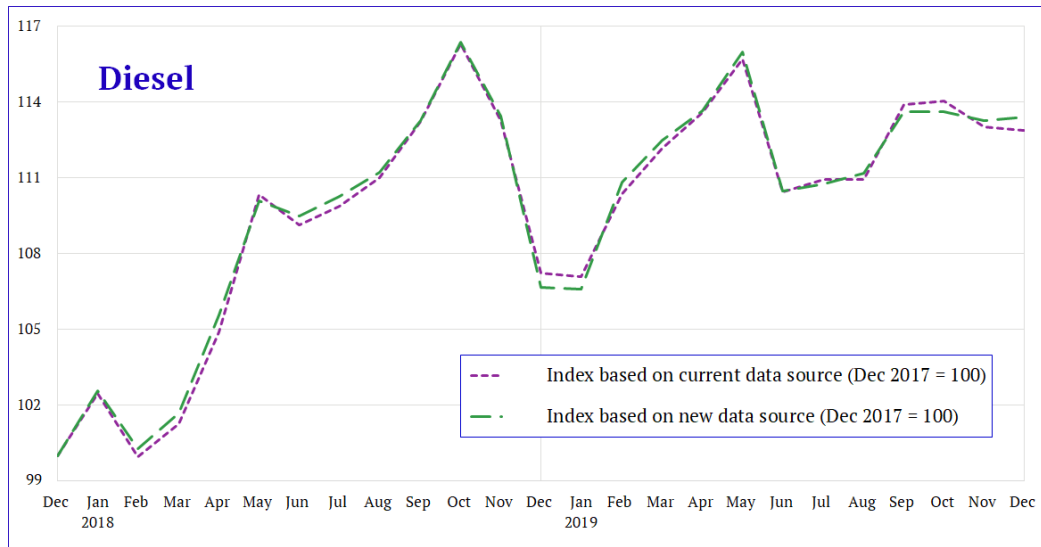


Figure 1: Price index for Product Group 6214 (Diesel) with new data, and published index.

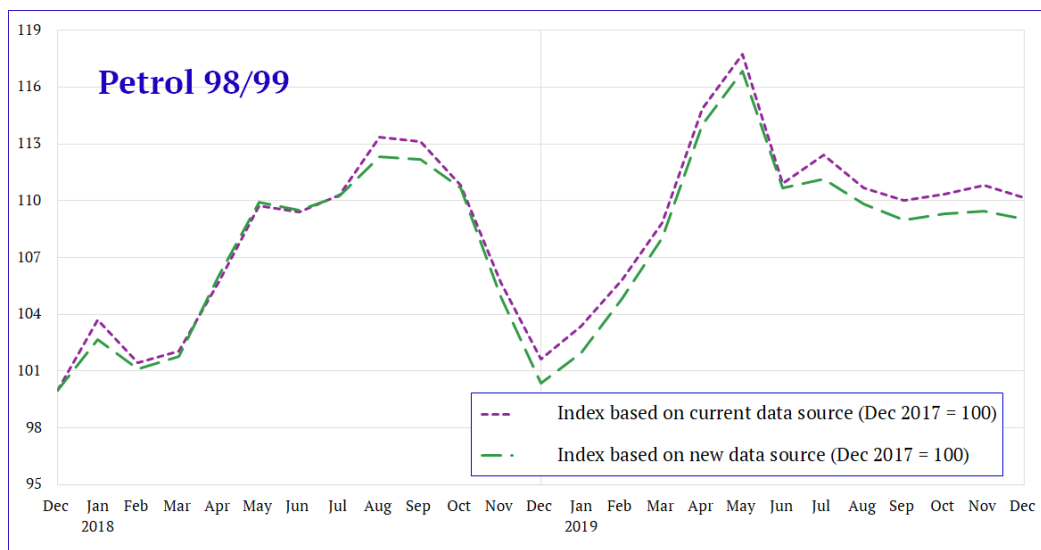


Figure 2: Price index for Product Group 6220 (Petrol 98/99) with new data, and published index.

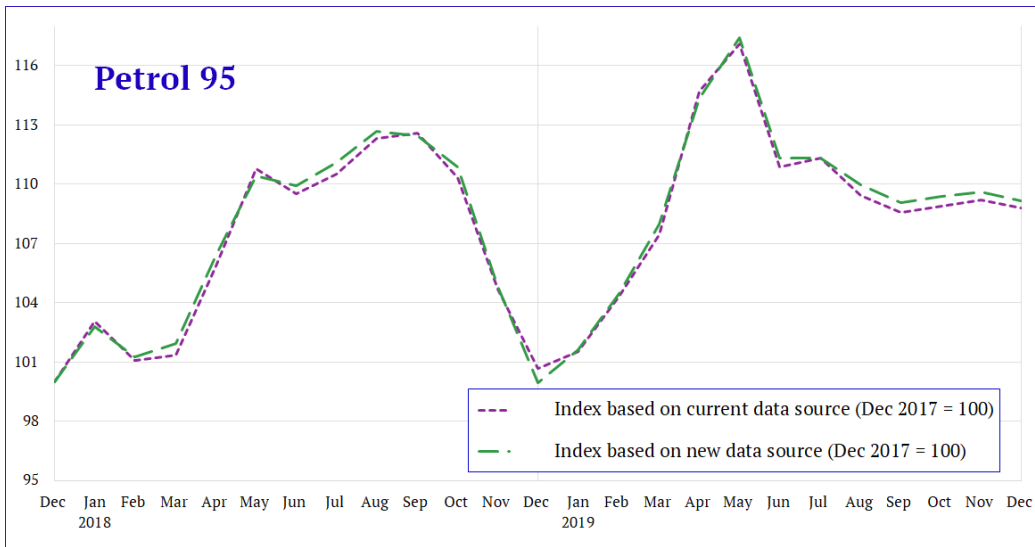


Figure 3: Price index for Product Group 6221 (Petrol 95) with new data, and published index.

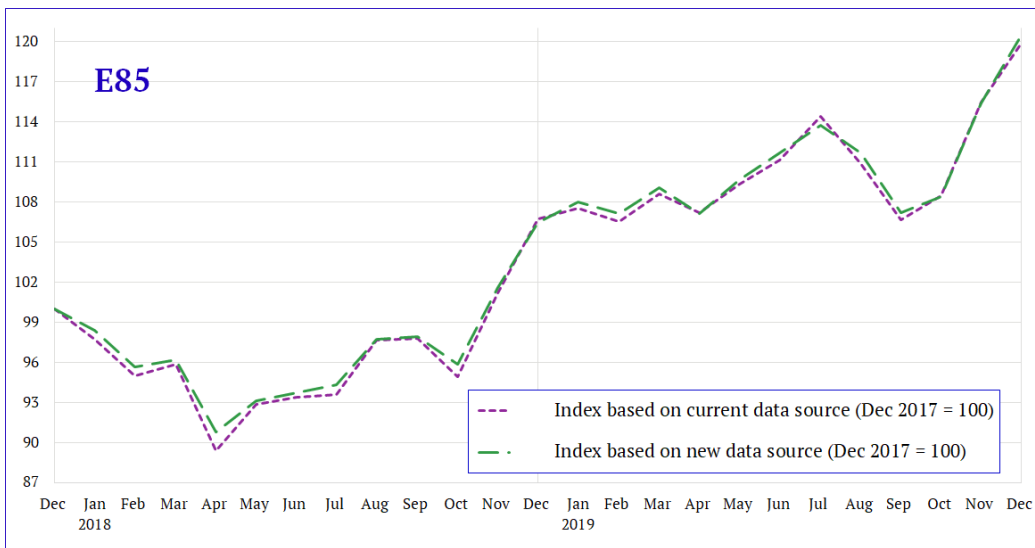


Figure 4: Price index for Product Group 6225 (E 85) with new data, and published index.