

# Welcome to the 29<sup>th</sup> international Px-meeting

2020 Zoom, in space

Åsa Arrhén

Super user


Communication department







# Meetings during the 29 years



- Albania 2013
- Armenia 2019
- Basque 2018
- Croatia 2004
- Denmark 1994, 1998, 2014
- Estonia 2002
- Faroe island 2017
- Finland 2007
- Iceland 2006
- Ireland 2001



- Italy 2008
- Latvia 2005
- Lithuania 2009
- Mozambique 2010
- Norway 1999, 2016
- Slovenia 2003
- Spain 2000
- Sweden 1992, 1993, 1995, 1996, 1997, 2012, 2015
- Switzerland 2011
- Zoom 2020



SCB


# Participants today

Albania, Armenia, Basque, Cyprus,  
Denmark, Finland, France, Greenland,  
Ireland, Jordan, Kosovo, Latvia, Moldova,  
Norway, North Macedonia, Palestine,  
South Africa, Slovenia, Sweden, Åland



# Today

- Sound off during presentations
- Write name for questions
- Questions/comments separately
- Recording presentations



# Agenda 2020-10-22

10.00 – 10.15	Welcome and introduction	Statistics Sweden, Åsa Arrhén
10.15 – 10.45	WCAG-changes i PxWeb	Statistics Norway, Kristin Glomsås
<b>10.45 – 10.55</b>	<b>Paus</b>	
10.55 – 11.10	Questions/Comments	
11.10 – 11.15	PxWeb delay at release time – experiences from Statistics Norway	Statistics Norway, Jan Bruusgaard
<b>11.15 – 11.30</b>	<b>Paus</b>	
11.30 – 12.00	- Plans for PxWeb 2020v2 - Technology lift under the hood to enable new API and PxWeb Next generation	Statistics Sweden, Mikael Nordberg & Petros Likidis
<b>12.00 – 13.00</b>	<b>Paus</b>	
13.00 – 13.20	Questions/Comments	
13.20 – 13.50	About Github, PxWeb as open source	Statistics Sweden, Mikael Nordberg & Petros Likidis
<b>13.50 – 14.00</b>	<b>Paus</b>	
14.00 – 14.15	Dynamic visualisations based on PX and Highcharts	Statistics Denmark, Lars Knudsen
14.15 – 14.55	PxEdit – Introduction with recap	Statistics Finland, Veli-Matti Jantunen
14.55 – 15.00	Final	Statistics Sweden, Åsa Arrhén

# After the meeting with Lorenzo Bruni - CSO, Ireland

15.10 – 15.40	New Px-features
1 PxStat (Version 2.6)	General news about the system
2 New API Adapters	Cross compatibility between different API technologies (RESTful, JSON-RPC, PX-API Version 1)
3 PxWidgets	How to revolutionise the dissemination of Digital & Open Data Statistics
4 PXS (PX Standard)	Introducing a DRAFT proposal (work in progress) to formalise PX from Format to Standard.



# 2020-10-23 Open session

10.00 (Stockholm time)

**Open workshop with Lorenzo** - Participant to raise, share, discuss any technical or business topic



# Introduction to PxWeb

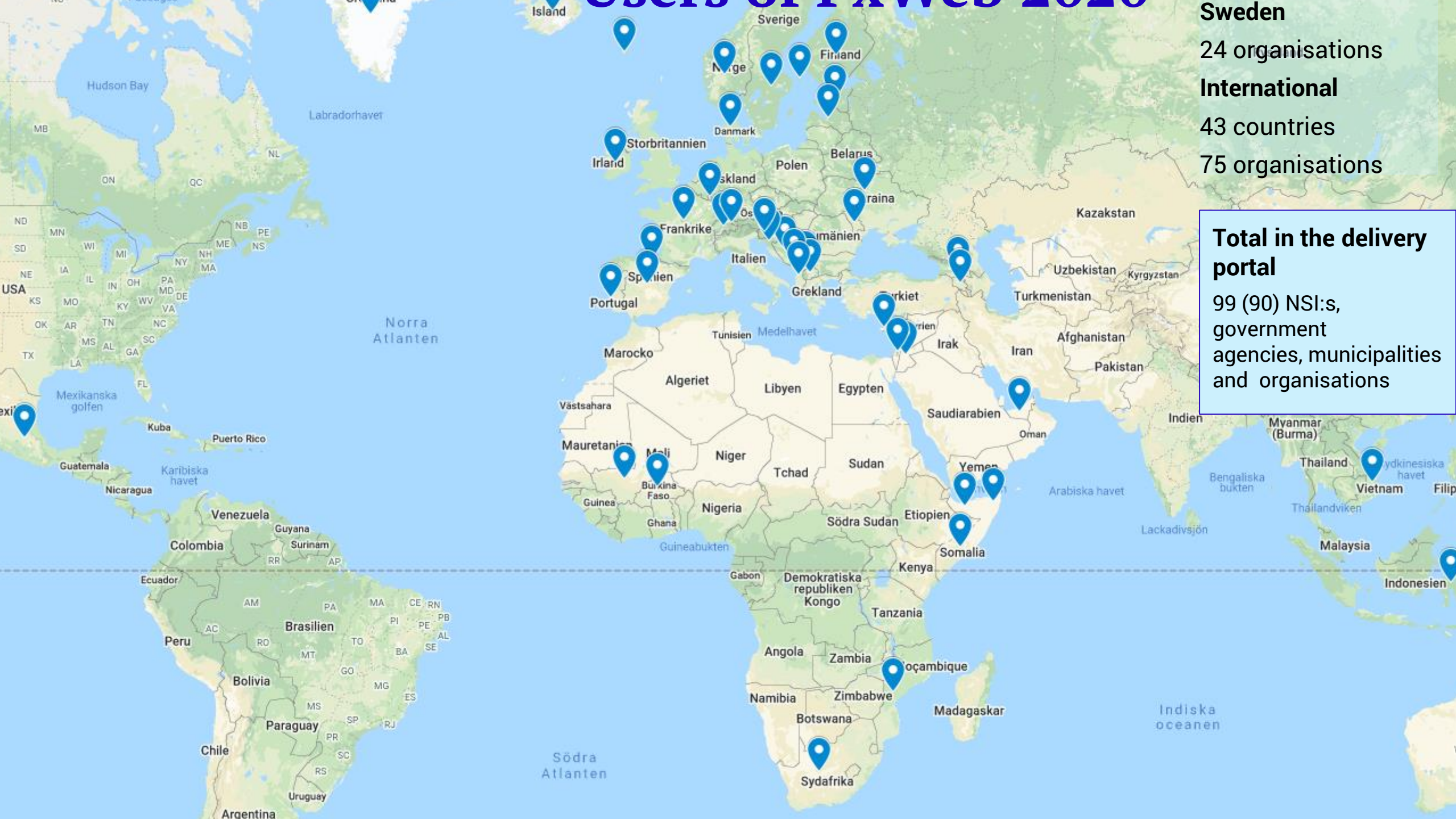
Åsa Arrhén

"Super user"

Communication department







Sweden  
24 organisations  
International  
43 countries  
75 organisations

**Total in the delivery portal**  
99 (90) NSI:s, government agencies, municipalities and organisations

# History in short


- Relation tables in the 70's
- 1994 - Windows application and cooperation Nordic countries
- 2000 – Web application
- 2016 – Free of charge for non commercial organisations
- 2019 Open source at GitHub





# The developing team at Statistics Sweden

- Kent Mossbäck – scrum master
  - Mikael Nordberg
  - Maria Gunnarsson
  - Christina Klinton
  - Veronica Bragdén
- 
- Petros Likidis – IT architect
  - Johan Malm – IT solution manager
  - Åsa Arrhén - super user



# Px-family

Program	Responsible
PxWeb	Statistics Sweden
PxWebAPI	Statistics Sweden
PxWin	Statistics Sweden
PxEdit	Statistics Finland
PxJob	Statistics Finland





# Focus today - accessibility

- Law from 23 September that all public websites should follow the guidelines on AA-level or have a plan
- Web Content Accessibility Guidelines 2.1 (WCAG) by W3C
  - Percivable
  - Operable
  - Understandable
  - Robust



# WCAG 2.1

- Make web accessible to a wider range of people with different disabilities
- Following these guidelines will also often make your web content more usable to users in general.





# Agenda 2020-10-22

10.00 – 10.15	Welcome and introduction	Statistics Sweden, Åsa Arrhén
10.15 – 10.45	WCAG-changes i PxWeb	Statistics Norway, Kristin Glomsås
<b>10.45 – 10.55</b>	<b>Paus</b>	
10.55 – 11.10	Questions/Comments	
11.10 – 11.15	PxWeb delay at release time – experiences from Statistics Norway	Statistics Norway, Jan Bruusgaard
<b>11.15 – 11.30</b>	<b>Paus</b>	
11.30 – 12.00	- Plans for PxWeb 2020v2 - Technology lift under the hood to enable new API and PxWeb Next generation	Statistics Sweden, Mikael Nordberg & Petros Likidis
<b>12.00 – 13.00</b>	<b>Paus</b>	
13.00 – 13.20	Questions/Comments	
13.20 – 13.50	About Github, PxWeb as open source	Statistics Sweden, Mikael Nordberg & Petros Likidis
<b>13.50 – 14.00</b>	<b>Paus</b>	
14.00 – 14.15	Dynamic visualisations based on PX and Highcharts	Statistics Denmark, Lars Knudsen
14.15 – 14.55	PxEdit – Introduction with recap	Statistics Finland, Veli-Matti Jantunen
14.55 – 15.00	Final	Statistics Sweden, Åsa Arrhén