

# Data Dissemination and Visualization with ASK Data: Enhancing Access to Kosovo's Official Statistics





# Introduction to ASKdata

- **ASKdata** is the official data dissemination platform of the KAS, launched in **2012** to provide comprehensive access to Kosovo's statistical data.
- **Over 2,000 Tables Published**
  - Covers diverse themes including **population, economy, education, health, agriculture, environment** ect.
  - Features extensive **time series** data, facilitating trend analysis and research.
- **Powered by PX-Web**
  - ASKdata utilizes the 2023 version of **PX-Web**, ensuring an intuitive and efficient user experience.
  - Enables users to **search, filter, and download** data in various formats, including Excel and CSV.
- **Open Data Initiative**
  - ASKdata aligns with KAS's mission to promote transparency and accessibility of statistical information.
  - Supports informed decision-making for policymakers, researchers, and the general public.
- **Regular Data Updates**
  - ASKdata is continually updated with the latest statistical releases, ensuring users have access to current information.

## ASKdata



Zgjidh tabelën



Zgjidh variablin



Shfaq tabelën

Kërko në ASKdata:

Kërko

⊕ Anкета mbi të Ardhurat dhe Kushtet e Jetesës

⊕ Anкета e Buxhetit të familjes

⊕ Arsimi

⊕ Bujqësia

⊕ Çmimet

⊕ Drejtësia

⊕ Energjia

⊕ Hoteleria dhe Turizmi

⊕ Investimet në Ndërmarrje

⊕ Kultura dhe sporti

⊕ Llogaritë kombëtare dhe qeveritare

# Facilitating Easy Access

Provide users with easy and intuitive access



User-friendly interface



Ease of access



Save results as:



The screenshot displays the ASKdata web application interface. At the top, the logo for 'ask' is shown, with the text 'AGJENCIA E STATISTIKAVE TE KOSOVES' and 'AGENCIJA ZA STATISTIKE KOSOVA' below it. The page title is 'ASKdata'. Below the title, there are three main steps: 'Choose table', 'Choose variable', and 'Show result'. A search bar is present with the text 'Search in ASKdata:' and a 'Search' button. Below the search bar, a list of categories is displayed, each with a circular icon and a text label: Agriculture, Census population, Culture and sport, Data for children, Education, Energy, Enterprise Investment, Environment, External trade, Geographical data, and Health and welfare. The page is in Albanian, as indicated by the text 'Shqip' and 'Sipasi' in the top right corner.

# Open Data

- ASKData has played a pivotal role in advancing open data initiatives in Kosovo. By providing public access to comprehensive datasets, the platform ensures transparency and fosters public trust. It empowers researchers, businesses, and policymakers with timely, reliable data that drives informed decision-making. ASKData's open data capabilities enhance collaboration and innovation across sectors, supporting Kosovo's commitment to data-driven governance and public engagement.

Production of coal by Variables and Year/month

Table: Production of coal, 2022M01 - 2024M07

## Result

✓ About table

✓ Show result as...

✓ Edit and Calculate

✓ Save result as...

✓ Save your query

✓ Hide empty rows

The table has been cropped  
Maximum of 1000 rows and 30 columns can be displayed on screen.

Pivot manual

Pivot clockwise

Pivot counterclockwise

Excel (xlsx)

	2024M07	2024M06	2024M05	2024M04	2024M03	2024M02	2024M01
Coal production (tons)	631.713	620.895	699.490	688.749	729.989	648.842	689.421
Quantity transformed into electricity	519.070	717.164	733.427	695.531	752.048	764.628	775.288
Coal imports	413.000	777.000	718.000	0.000	575.000	383.000	636.000
Coal exports	0.000	0.000	0.000	0.000	0.000	0.000	0.000
Stock	197.180	84.537	180.806	214.743	221.525	244.484	360.276
Ready to market	413.000	777.000	718.000	0.000	575.000	383.000	0.000

The number of air transport flights performed on a monthly basis by Year/month

Table: Number of Air Transport Flights, 2012M01 - 2024M08

## Result

✓ About table

✓ Show result as...

✓ Edit and Calculate

✓ Save result as...

✓ Save your query

✓ Hide empty rows

Pivot manual

Pivot clockwise

Pivot counterclockwise

Chart - Bar

Fullscreen

Excel (xlsx)

	2024M08	2024M07	2024M06	2024M05	2024M04	2024M03	2024M02	2024M01	2023M12	2023M11	2023M10	2023M09	2023M08
AD-ANDORRA	0.000	0.000	0.000	0.000	-	-	-	-	-	-	-	-	0.000
AE-UNITED ARAB EMIRATES	503.695	258.989	328.305	46.323	84.000	142.000	736.000	78.000	119.000	-	-	-	0.000
AF-AFGHANISTAN	12.750	0.000	47.150	0.000	-	16.000	15.000	1.000	0.000	-	-	-	0.000
AG-ANTIGUA AND BARBUDA	0.000	0.000	0.000	0.000	-	-	-	-	-	-	-	-	0.000
AI-ANGUILLA	0.000	0.183	0.000	0.000	-	-	-	-	-	-	-	-	0.000
AL-ALBANIA	20,143.669	18,796.474	12,943.438	15,474.689	11,732.000	10,733.000	9,731.000	7,096.000	11,933.000	9,731.000	9,731.000	9,731.000	9,731.000
AM-ARMENIA	0.450	0.580	0.000	0.450	0.000	-	-	-	2.000	1.000	-	-	0.000
AN-NETHERLANDS ANTILLES	0.000	0.000	0.000	0.000	-	-	-	-	-	-	-	-	0.000
AO-ANGOLA	93.300	4.325	0.450	0.000	-	-	9.000	-	1.000	-	-	-	0.000
AQ-ANTARCTICA	0.000	0.000	0.000	0.000	-	-	-	-	-	-	-	-	0.000
AR-ARGENTINA	0.152	0.000	0.000	0.053	-	-	6.000	0.000	0.000	-	-	-	0.000

Export by partner country by PartnerC and Year/month

Table: Export by partner country, 2010M01 - 2024M08

The table has been cropped  
Maximum of 1000 rows and 30 columns can be displayed on screen.

Pivot manual

Pivot clockwise

Pivot counterclockwise

Chart - Bar

Fullscreen

Excel (xlsx)

	2024M08	2024M07	2024M06	2024M05	2024M04	2024M03	2024M02	2024M01	2023M12	2023M11	2023M10	2023M09	2023M08
AD-ANDORRA	0.000	0.000	0.000	0.000	-	-	-	-	-	-	-	-	0.000
AE-UNITED ARAB EMIRATES	503.695	258.989	328.305	46.323	84.000	142.000	736.000	78.000	119.000	-	-	-	0.000
AF-AFGHANISTAN	12.750	0.000	47.150	0.000	-	16.000	15.000	1.000	0.000	-	-	-	0.000
AG-ANTIGUA AND BARBUDA	0.000	0.000	0.000	0.000	-	-	-	-	-	-	-	-	0.000
AI-ANGUILLA	0.000	0.183	0.000	0.000	-	-	-	-	-	-	-	-	0.000
AL-ALBANIA	20,143.669	18,796.474	12,943.438	15,474.689	11,732.000	10,733.000	9,731.000	7,096.000	11,933.000	9,731.000	9,731.000	9,731.000	9,731.000
AM-ARMENIA	0.450	0.580	0.000	0.450	0.000	-	-	-	2.000	1.000	-	-	0.000
AN-NETHERLANDS ANTILLES	0.000	0.000	0.000	0.000	-	-	-	-	-	-	-	-	0.000
AO-ANGOLA	93.300	4.325	0.450	0.000	-	-	9.000	-	1.000	-	-	-	0.000
AQ-ANTARCTICA	0.000	0.000	0.000	0.000	-	-	-	-	-	-	-	-	0.000
AR-ARGENTINA	0.152	0.000	0.000	0.053	-	-	6.000	0.000	0.000	-	-	-	0.000



# Transparency

ASK Data strengthens transparency by providing open access to reliable, up-to-date data. It ensures that government statistics are available to the public, fostering accountability and informed public discourse. By making data easily accessible, ASK Data promotes trust between institutions and citizens, supporting evidence-based policy decisions and encouraging active civic engagement.





# Data Harmonization

- In Kosovo, every statistical publication released is also made available on ASKData, ensuring consistency and transparency. This dual publication approach harmonizes the data presented, allowing users to access the same standardized datasets both in reports and interactively on the platform. This practice strengthens data comparability and ensures that all stakeholders have access to reliable, up-to-date information in both static and dynamic formats.





[Home](#) [Themes](#) [Products](#) [Others](#)

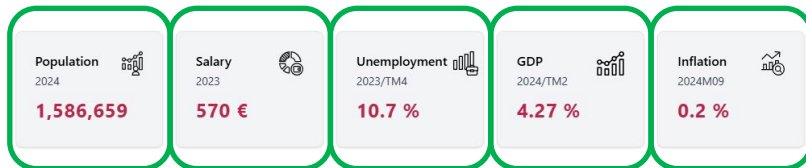
[Q](#) [English](#)

## Welcome to KAS

Kosovo Agency of Statistics (KAS) is the primary producer of official statistics in the Republic of Kosovo, responsible for collecting, processing, and publishing data, as well as coordinating the Statistical System of Kosovo.

[More about us](#)

### Key indicators



### Products



Main indicators



Home Themes Products Others

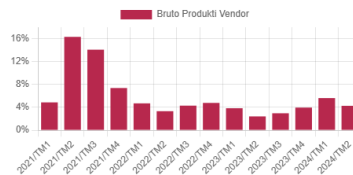
English

## Welcome to KAS

Kosovo Agency of Statistics (KAS) is the primary producer of official statistics of the Republic of Kosovo, responsible for collecting, processing, and publishing data, as well as coordinating the Statistical System of Kosovo.

More about us

### Gross Domestic Product in Kosovo



For more details, [click here!](#)

## Key indicators

Population  
2024

1,586,659

Salary  
2023

570 €

Unemployment  
2023/TM4

10.7 %

GDP  
2024/TM2

4.27 %

Inflation  
2024/M09

0.2 %

## Products

ReKos 2024

Population Census



ASKData



Themes



Name Search



AGENCIA E STATISTIKAVE TE KOSOVES  
AGENCIJA ZA STATISTIKU KOSOVA  
KOSOVO AGENCY OF STATISTICS

Srpski  
English

Albanian

Google Translate

ASKData / Llogaritë kombëtare dhe qeveritare / Llogaritë kombëtare / Treguesit 3 mujorë / Rritja reale e BPV-së, 2021/TM1 - 2024/TM2



Zgjidh tabelën



Zgjidh variablin



Shfaq tabelën

## Rritja reale e BPV-së sipas Variabla dhe Viti/tremujori

Tabela: Rritja reale e BPV-së, 2021/TM1 - 2024/TM2

### Rezultati

✓ Rreth tabelës

Pivot manual

Pivot në drejtim të akrepave të ortës

✓ Shfaq tabelën si...

Pivot në drejtim të kundërt të akrepave të ortës

Grafik - Bar

Excel (xlsx)

Ekrani i plotë

✓ Redakto dhe Llogarit

✓ Ruaj rezultatin si...

✓ Ruani kërkimin tuaj

✓ Fshih rreshtat bosh

	2024/TM2	2024/TM1	2023/TM4	2023/TM3	2023/TM2	2023/TM1	2022/TM4	2022/TM3
Rritja reale e BPV-së (%)	4.27	5.62	3.96	2.97	2.42	3.85	4.78	4.30

Kërkimi ruajtur bc213526-7117-4d1d-b99e-c0bbdd7efec3

8 periudhat më të fundit kohore

Obs:

\*Me vlerësimin e tremujorit të katërt, sipas metodologjisë ASK-ja jep një vlerësim paraprak për vitin 2022, i cili mbështetur në shumën e tremujorëve kishte një rritje reale prej 3.51% krahasuar me vitin 2021. Vlerësimet e tremujorëve të vitit 2022 janë të përkohshme dhe do të rishikohen në bazë të dhënave vjetore. BPV vjetore sipas qasjes së prodhimit dhe shpenzimeve, me çmime aktuale dhe me çmime të periudhës së njëjta të vitit paraprak, do të publikohen në shtator të vitit 2023. \*Të dhënat e eksportit dhe importit (të marra nga BQK), janë të dhëna preliminare.



[Home](#) [Themes ▾](#) [Products ▾](#) [Others ▾](#)

[🔍](#) [English ▾](#)

[Home](#) / [Population in regions and cities](#)

## Population in regions and cities

This module allows users to explore the population data with ease, offering a visual representation of the male and female populations across Kosovo's various municipalities and regions.

An exciting feature of this platform is its integration with ASKdata, enhancing the availability of data and facilitating a deeper exploration of population trends. By following the provided link, users can access even more extensive demographic data, enabling in-depth analysis and research opportunities.

Spatial level:

☒ Kosovo ☐ Regional

Prishtinë

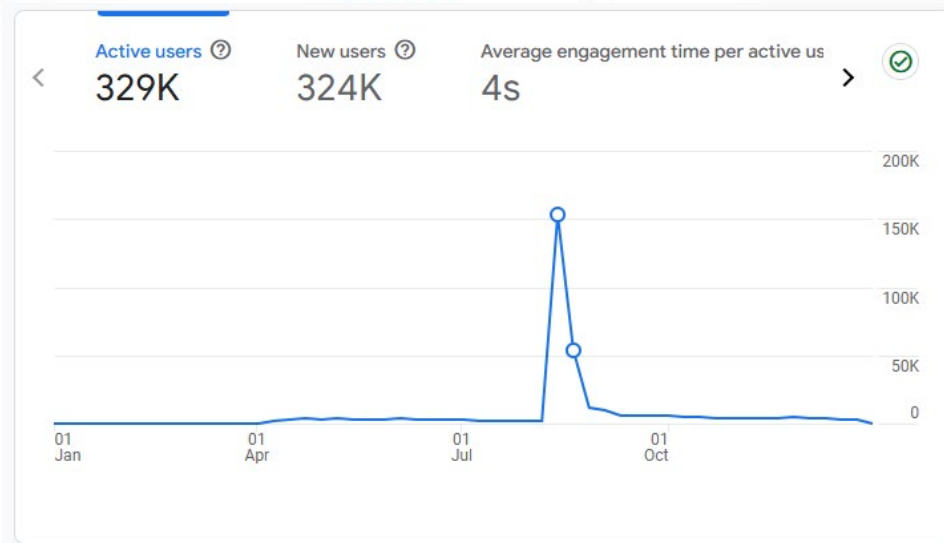
Male: 99361    Female: 99536    Total: 198897

Source: 2011 population census ([More](#)).



This interactive map on the KAS website is integrated with ASKdata, providing a visual representation of the population by sex across Kosovo's municipalities and regions. Users can explore male and female population distributions in each area, enhancing their ability to analyze demographic trends with ease. This tool enables deeper insights into population dynamics, supporting in-depth research and informed decision-making.

# KAS users, 2023



The highest number of users was recorded on August 13, 2023, when KAS launched the "Search Name" application.

The "Search Name" application, developed by the KAS, allows users to discover how many individuals share a specific name in Kosovo. By entering a name, users can view its distribution across the country and observe its popularity trends over time through graphical representations. This tool provides insights into naming patterns and demographic information within Kosovo.



# Future Plans for ASKdata after Census Population 2024

- **Enhancing Census Data Accessibility :**

- KAS plans to use ASKdata for a comprehensive and accessible release of Population Census 2024 data.

- **Interactive Maps**

- Display population distribution by municipality and settlements for visual demographic analysis.
- Explore trends in urbanization, population density, and regional demographics.

- **Name Search Feature**

- Allow users to search and view how popular specific names are across Kosovo, showing their distribution and ranking.

- **Historical Census Data Comparison**

- Integrate previous census data with the 2024 results for time series analysis and trends in demographic change over time.

- **Population Pyramid**

- Create dynamic population pyramids to visualize the age and gender structure of Kosovo's population.
- Enable comparison of different age groups over time, providing insights into population aging and youth demographics.

## Long-Term Goals for ASKdata

- **Enhanced Interactivity:** Develop more interactive tools to allow users to explore census data deeply, encouraging data-driven research and policy-making.
- **Real-Time Data Updates:** Ensure that census data remains up-to-date with ongoing demographic changes, with regular updates as new data is collected.
- **Expanded Visualization Tools:** Continue to expand visualization capabilities to support more detailed demographic analyses, including regional comparisons, socio-economic indicators, and education levels.