

PxWeb WCAG 2.0

PX-MEETING, OCTOBER 2020, KRISTIN GLOMSÅS



Statistisk sentralbyrå
Statistics Norway

Agenda

- PxWeb, following the rules to WCAG 2.0
- Demo of PxWeb
- Technical changes

PxWeb in Statistic Norway

- External PxWeb was launched 9. January 2018
- 11 September 2020 we released the selection page following the rules of WCAG 2.0



Supported browser and mobile phone

- Browser

- Chrome

- Firefox

- Safari

- Mobile phone


- Iphone

- Samsung



Working-process

- Made an insight-report
- User-tested the changes in PxWeb
- Feedback through Siteimprove
- Prototype of PxWeb
- Discussing the solution with SCB



Result of the usertest

- The users don't understand the three-step pages in the Statbank, what is the direction and how to jump forward and backward
- Problems to find the tools on the result in PxWeb
- The users asked for a short way to definition.

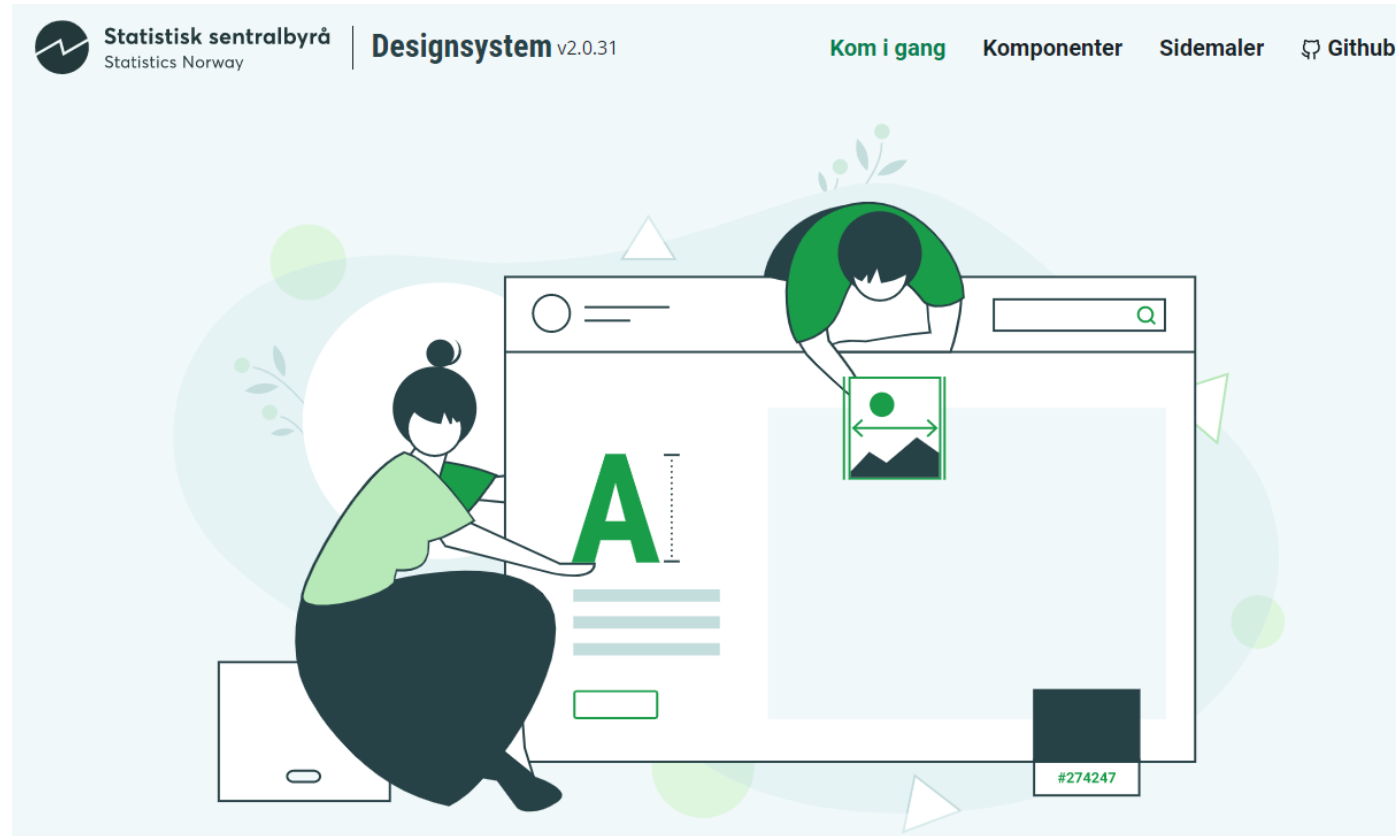


How to make it easier?

- Better interaction-design to make it easier to navigate
- Easier to find definition
- Clearer distinction between mandatory and optional variables



Statistic Norway System of Design



Komponenter A-Å

[Accordion](#)

[Breadcrumb](#)

[Button](#)

[Cards](#)

[Checkbox](#)

[Divider](#)

[Dropdown](#)

[Fact Box](#)

[Footer](#)

[Form Error](#)

[Glossary](#)



Prototype of PX-Web on desktop

11620: Employed parents, by contractual/usual and actual working hours per week, number of children and age of youngest child. 4th quarter 2006K4 - 2018K4

Follow WCAG 2.0

Labour force survey, seasonally-adjusted figures

The interface features a horizontal progress bar with three stages: 'Choose table' (with a list icon), 'Choose variable' (with a checkmark icon), and 'Result' (with a document icon). A 'List view' button is located on the right side of the progress bar.

Below the progress bar is a section titled 'Information about the table' with a plus icon on the left.

The main content area is divided into three panels, each with a title, a 'Mandatory' label with a star, and 'Choose all' and 'Cancel all' buttons. Each panel also displays 'Total: 5, Chosen: 0'.

- Contents** (Mandatory):
 - Employed persons (1 000 persons)
 - Population (per cent)
 - Contractual/usual working hours per week
 - Employed persons at work (1 000 persons)
 - Actual working hours per week
- Quarter (u)** (Mandatory):
 - 2017Q4
 - 2016Q4
 - 2015Q4
 - 2015Q4
 - 2014Q4
 - 2013Q4
 - 2012Q4
 - 2011Q4
 - 2011Q4
- Number of child**:
 - Total
 - 1 child
 - 2 children or more



New header in PxWeb



Choose table



Choose variables



Show result



Different view of page

Population

07459: Population, by sex and one-year age groups (M) 1986 - 2020

Choose table Choose variables Show result Expert view

About table

Contents Mandatory *

Select all Deselect all

Total 1 Selected 1

Persons

Year Mandatory *

Select all Deselect all

Search Beginning of word

Total 35 Selected 1

2020
2019
2018
2017
2016
2015
2014
2013

Population

07459: Population, by sex and one-year age groups (M) 1986 - 2020

Choose table Choose variables Show result List view

About table

Contents Mandatory *

Select all Deselect all

Total 1 Selected 1

Persons

Year Mandatory *

Select all Deselect all

Search Beginning of word

Total 35 Selected 1

2020
2019
2018
2017
2016
2015
2014
2013

Region Mandatory *

Municipalities 2020, aggregated time

Select all Deselect all

Select values from group

Search Beginning of word

Total 359 Selected 0

K-3001 Halden
K-3002 Moss
K-3003 Sørpeborg
K-3004 Fredrikstad
K-3005 Drammen
K-3006 Kongsvik
K-3007 Ringerike
K-3011 Hvaler

Age Mandatory *

5-years groups

Select all Deselect all

Select values from group

Sex

Select all Deselect all

Total 2 Selected 0


Optional variable

Males



Changes in PxWeb


- Change the CSS
 - colour
 - size of text and boxes
- Mandatory variables first
- Drop-down menu (valusets/groupings)
- Change in search
- Vertical scrollbar for long value texts

Age  **Mandatory ***

✓ 5-years groups



Select all **Deselect all**

→ **Select values from group**

30 


Beginning of word

Total 21 Selected 1

30-34 years	
0-4 years	
5-9 years	
10-14 years	
15-19 years	
20-24 years	
25-29 years	
35-39 years	

Pre-selected values

- First content (often there is only one) will be pre-selected, and one time-period

Contents  Mandatory *


Select all Deselect all

Total 4 Selected 1

- Dwellings started so far this year**
- Utility floor space started so far this year (1 000 m²)
- Dwellings completed so far this year
- Utility floor space completed so far this year (1 000 m²)

Month Mandatory *

Select all Deselect all

Search 

Beginning of word

Total 248 Selected 1

- 2020M08**
- 2020M07
- 2020M06
- 2020M05
- 2020M04
- 2020M03
- 2020M02
- 2020M01



Advanced Search

- Fetch all values at once
- Standard Search functionality

Advanced search for basic statistical unit

Use the search box or fetch all.
In the hit list you must mark the values you would like to select, and then click the arrow Add to selected values.

Search

Beginning of word

Number of hits: 5

03013911 Karihaugen
15030503 Karihola
15050503 Karihola
16013116 Karinelund
20030402 Kariel

Selected values

Number of values: 5 out of 14 914

03013911 Karihaugen
15030503 Karihola
15050503 Karihola
16013116 Karinelund
20030402 Kariel

OK, return to the main page with the selected values.



Feedback from Siteimprove

The screenshot shows a web application interface with a dark theme. On the left, there is a sidebar with a search bar and a list of items. The main content area is titled "Region" and contains a search bar, a "Velg alle" button, and a "Opphev alle" button. Below these, there is a section for "Kommuner 2020, sammenslåtte tids" with a "Velg alle" button and a "Opphev alle" button. A "Velg verdier fra gruppe" link is also present. A search bar with the text "Søk" is visible. Below the search bar, there is a "Starten av ord" checkbox. A list of municipalities is shown, including K-3001 Halden, K-3002 Moss, K-3003 Sarpsborg, K-3004 Fredrikstad, K-3005 Drammen, K-3006 Kongsberg, K-3007 Ringerike, and K-3011 Hvaler. A red arrow points from the bottom of the list to a feedback button at the bottom of the page that says "Gi oss en tilbakemelding".

The screenshot shows a feedback modal form with a green background. The title is "Var denne siden enkel å bruke?". Below the title are three smiley face icons representing different levels of satisfaction. A link "Hvordan bruke Statistikkbanken?" is visible. A text input field contains the text "Gi tilbakemelding her". Below the input field is a "Send" button. At the bottom of the modal is a "Lukk" button. The background shows a partial view of the web application interface with a "Til toppen" button.

Plans for PxWeb

- Delay in the work of WCAG in PxWeb
- Started WCAG changes in the Result-page
- Statistic Norway will continue the work of WCAG 2.0 in PxWeb

PxWeb Resultpage

Labour force survey, seasonally-adjusted figures



Choose table



Choose variables



Result

+ Information about the table

Result

Pivot clockwise

Pivot counterclockwise

Show result as... Save result as... More choices	Sysselsatte (1 000 personer)											
	2006K4	2007K4	2008K4	2009K4	2010K4	2011K4	2012K4	2013K4	2014K4	2015K4	2016K4	2017K4
+ Footnotes	Foreldre i alt											
	I alt											
	0-17 år	987	1 017	1 032	1 033	1 036	1 056	1 065	1 068	1 061	1 029	1 020
	0-1 år	184	193	196	196	208	200	198	201	199	190	187
	2-3 år	142	147	160	155	153	173	158	165	147	147	156
	4-5 år	108	114	117	114	110	119	116	120	136	121	125
	6-9 år	204	199	195	202	188	190	209	206	195	205	202
	10-12 år	135	142	139	137	143	142	147	138	137	136	141
	1 barn											
	0-17 år	393	396	401	419	426	421	417	430	433	410	404

To the top



Statistisk sentralbyrå
Statistics Norway

Demo of

PxWeb

Population

07459: Population, by sex and one-year age groups (M) 1986 - 2020



ListView

About table

Contents

Select all Deselect all

Total 1 Selected 1

Persons

Year

Select all Deselect all

Search

Beginning of word

Total 25 Selected 1

2020
2019
2018
2017
2016
2015
2014
2013

Region

Select all Deselect all

Municipalities 2020, aggregated time

Search

→ Select values from group

Beginning of word

Total 269 Selected 0

N-2021 Halden
N-2021 Moss
N-2021 Sarpsborg
N-2021 Fredrikstad
N-2020 Drammen

Age

Select all Deselect all

Age 1-year groups

→ Select values from group

Search

Beginning of word

Total 100 Selected 0

Optional variable
0 years
1 year
2 years
3 years
4 years
5 years
6 years
7 years

Sex

Select all Deselect all

Total 2 Selected 0

Optional variable
Males
Females

Show table

Number of selected data cells are: 1
(maximum number allowed is 200 000)

Footnotes

Region
[See list over changes in regional classifications \(in Norwegian\)](#)
[View manual for variables](#)



Statistisk sentralbyrå
Statistics Norway

Thank you!

